

Feeding our Communities  
Connecting Neighbors



Worthington  
Resource  
Pantry



**Community Impact Report**

## BOARD

Neil Gupta, CHAIR

Jenny Saunders, VICE CHAIR

Ali Wade Lang, SECRETARY

Harry Pukay-Martin, CPA, MBA  
TREASURER

Heather Appel, DDS

Lee Brown

Allison Chapman

Lesley Cross, MA, LPCCS

Bryan Myers

Lynn Nadler

Joe Clark

Melissa Clark

Erica Howat

Rebecca Princehorn, JD

Katie Valponi

## STAFF

Nick Linkenhoker

EXECUTIVE DIRECTOR

Courtney Jackson

DIRECTOR OF DEVELOPMENT  
AND COMMUNICATIONS

Christa Passafiume

DIRECTOR OF OPERATIONS

Kamal Kimball

DEVELOPMENT AND  
COMMUNICATIONS SPECIALIST

Lexi Cartwright

AMERICORPS VISTA



Dear Friends,

As the world continues to rapidly change, the Worthington Resource Pantry continues to grow and adapt with it. Thank you to our dedicated volunteers and supporters for their incredible dedication throughout the last year. With generous donations of time and treasure, we safely transitioned services back indoors while also supporting our community programs including, Homebound Delivery, High School Markets, Summer Lunch, the Resource Center, and more.

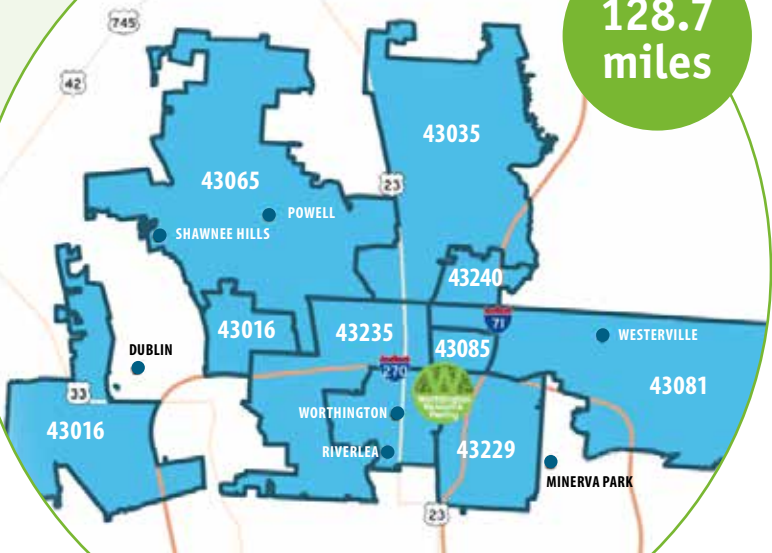
Watching people all across our service area come together to rally around our mission has been inspiring. I have never been so proud—and so humbled—to be part of this outstanding community. From local businesses to faith organizations to community groups, families and individuals, together we have ensured our neighbors have access to healthy, fresh food.

With your ongoing support, our plates and hearts are sure to remain full. Thank you for being hungry to share!

Nick Linkenhoker, EXECUTIVE DIRECTOR

## Our Service Areas

128.7  
miles



# Feeding our community by connecting neighbors to healthy food, resources, and each other

Since 2009, the Worthington Resource Pantry has been connecting neighbors to food, resources and each other—serving more than two million meals since we opened our doors.

In 2019, we celebrated our 10-year anniversary and expanded the six zip service area into two additional regions, now covering a 128.7 mile area (43016, 43035, 43065, 43081, 43085, 43229, 43235, 43240).

**21%**

Central Ohio poverty rate

The poverty rate in Central Ohio is well above the national rate of 10.5%. Ohio ranks in the bottom third of states for poverty alleviation, and the need tends to be concentrated in urban area such as Columbus. Overall, around one in three households have low or very low food security, putting them at elevated risk for worsened physical and mental health outcomes.



## FOOD FOR THOUGHT

We served  
**76,020**  
neighbors

We served  
**19,834**  
households

We provided  
**871,517**  
total meals

We served  
**2,235**  
new families



\* All percentages for service statistics are compared to Fiscal Year 2020

## SENIORS

In FY 2021, 12% of the folks we served were seniors. Some live in multi-generational households, helping to care for grandchildren. Many face extra health and mobility barriers or live on fixed incomes.

In the United States, 5.3 million seniors face hunger. That's 1 in 14 seniors. 63% of seniors visiting food banks say they have to choose between food and medical care.

(Source: Feeding America)

## CHILDREN

In FY 2021, 39% of the people we served were under 18. This year, due in part to the pandemic, 13 million children—one in every six kids—may not know where they will get their next meal.

(Source: Feeding America)

## Pantry Services

Our pantry serves more than 1,200 families per month in our eight zip code service area. Families are able to shop twice per month as well as visit for distributions of bread and produce on select Saturdays. At each visit, families receive about four days worth of food, based on their family size.

## Resource Center

Access to food isn't the only struggle our neighbors face. Our Resource Center is staffed by volunteers that help provide vital information and make connections for other resources in our community, including job searches, rent and utility assistance, healthcare, clothing, and more.

Feeding our Communities  
Connecting Neighbors

**"When COVID hit our family took a major hit financially. We've never been to a resource pantry before. The staff and volunteers are always super polite, efficient, and helpful."**



## High School Markets

Grab-and-go free snack markets at Thomas Worthington and Worthington Kilbourne High Schools reach teens at risk of daytime food insecurity while minimizing stigma. Through a partnership with Family Mentor Foundation, we will be expanding this service to send home weekend meals and snacks during the 2021–22 school year.

## Homebound Delivery & Mobile Markets

Each week, our caring volunteers bring groceries to the front door of neighbors who are unable to visit the pantry. This program was developed during the COVID-19 crisis to help neighbors overcome obstacles in gaining access to fresh, healthy food, including transportation problems, limited mobility, and lack of availability during pantry hours.

## Summer Lunch

Our annual Summer Lunch program brings engaging and creative programming to local elementary school sites, increasing usage of the available summer meal program—which helps fill the midday summer gap for our youngest neighbors.

## HIGH SCHOOL STUDENTS

Each year, 6.8 million American children aged 10-17 face food insecurity, amounting to about 16% of all adolescents.

Food insecurity for teens is widespread. Because of the stigma, they actively hide it, strategizing how to manage their hunger and make food last longer for the whole family, especially their younger siblings. (Source: Johns Hopkins Center for Applied Research)



**“I absolutely love this pantry. It’s very organized and the staff is so polite and resourceful. Such a blessing!”**



# Feeding our Communities

Volunteers are vital!

531

Individual Volunteers in 2021

19,691

Volunteer Hours in 2021


\$540,124

Valued Hours  
(valued at \$27.43/hr)



“Volunteers are so important to our organization. Each week, they give their time and energy to make sure that all of the food and resources we have at the pantry are distributed to the people who need it most. They have hands in every part of our operation, touching the lives of all of the neighbors that come through our doors. There’s not a single person who interacts with the pantry who hasn’t benefited from the hard work of multiple volunteers. From preparing the food to being a friendly face, they make an immeasurable difference.” Christa Passafiume, Director of Operations

“I retired at 61 years old. I was a nurse and I feel a little guilty not nursing anymore, so I found another way to help. My father delivered meals on wheels and I used to help him, my mother worked at the food pantry where she lived — it’s just in my DNA.” Debbie Peepers, Volunteer



## Endowment Fund

You can help ensure that the Worthington Resource Pantry continues to proactively meet the needs of our neighbors and communities by investing in our future. Each year, we receive a modest 4% of our investments' profit. Your contribution to the Endowment Fund lays the foundation for the Pantry's success for years to come.

## Our Thanks

We are grateful for all donors. Every gift, whether a financial contribution or food donation, makes a difference to our neighbors in need. Because of you, their plates are full. Please see our complete donor list online: [worthingtonresourcepantry.org/donors](http://worthingtonresourcepantry.org/donors)



## Sustainer Circle

This giving circle is a small, dedicated group of donors who provide multi-year gifts of \$1,000 or more. With their support, we are better able to plan for growth and respond to new challenges. For more information visit us online:

[worthingtonresourcepantry.org/SustainerCircle](http://worthingtonresourcepantry.org/SustainerCircle).

## Virtual Stretch

In 2020, as a response to the COVID-19 pandemic and to ensure the safety of our staff, volunteers, neighbors, and community members, the Worthington Resource Pantry hosted The Virtual Stretch, a self-paced 5k walk/run/stroll. Registrants received a passport which provided discounts and freebies from local businesses, encouraging them to safely explore their community. Through tickets and the generosity of our sponsors we raised \$35,000 to support the Pantry.



65%  
of monetary  
donations come from  
individuals within  
our community

Connecting Neighbors



# RESOURCE PANTRY FINANCIAL SUMMARY: July 1, 2020 to June 30, 2021

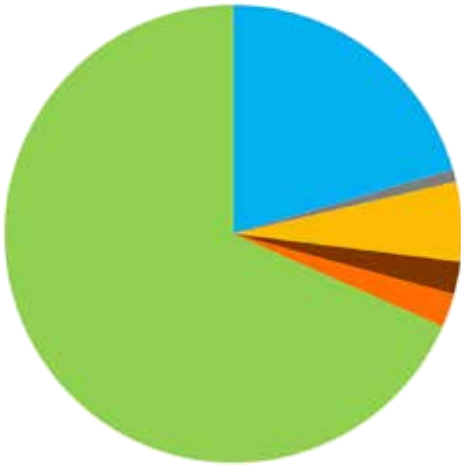
## INCOME BY DONOR TYPE

Individual Contributions	20.5%	448,090.04
Business Contributions	0.9%	19,086.68
Grants and Foundations	5.6%	123,002.10
Community and Faith Based	2.3%	50,374.42
Events	2.4%	52,014.00
In-Kind Contributions	68.4%	1,497,127.45
<b>Total</b>	<b>100.0%</b>	<b>\$2,189,694.69</b>
<b>Total Net Assets (Net)</b>		<b>965,929.34</b>

## EXPENSES BY CLASS

Administration	4.14%	79,157.24
Fundraising	6.96%	133,196.66
Program Service	88.90%	1,700,355.81
<b>Total</b>	<b>100%</b>	<b>\$1,912,709.71</b>

INCOME



- In-Kind Contributions ● 68.4 %
- Individual Contributions ● 20.5 %
- Business Contributions ● 0.9 %
- Grants and Foundations ● 5.6 %
- Community/Faith Based ● 2.3 %
- Events ● 2.4 %

EXPENSES



- Program Service ● 88.90 %
- Fundraising ● 6.96 %
- Administration ● 4.14 %

Complete donor list online at [worthingtonresourcepantry.org/donors](http://worthingtonresourcepantry.org/donors)

Report design donated in kind  
by Sue Niewiarowski

